

1W ACCENT



The **1W Pockit® POINT** is the smallest spot LED on the market! The fixture's small, one inch diameter and more focused beam of light allow for highlighting of items in tighter spaces.

The Pockit POINT features a very low profile with a recess depth of only 11 mm (7/16 in.), a collar spring for quick recessing, and a Mini Converter to protect the LED diode from premature failure. It comes in three finishes: white, black and nickel.

A 2 m (79 in.) Starter Cord is attached to each light. The Cord comes with a loose AMP® connector, making it easier to route. The Pockit POINT LED is not dimmable.

Power Supply: The Pockit POINT requires an 18W or 60W 12VDC Tresco® Power Supply (L-DC-ELT18-CON or L-DC-ELT60-CON) that comes with one 6-Snap Mounting Block.

Typical Applications:

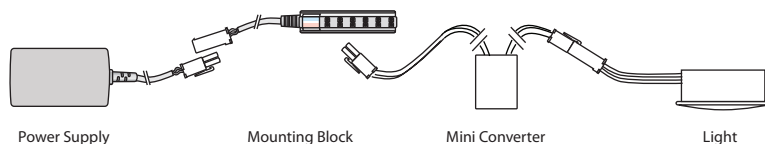
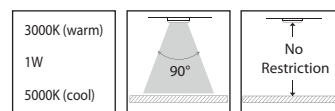
- Accent areas
- Interior cabinets/shelving
- Store displays and display cases
- Museum cases

Power Specifications:


- 12VDC, 1W*
- Up to **9** Lights per 18W Power Supply. †
- Up to **30** Lights per 60W Power Supply. †

† Requires additional 6-Snap Mounting Blocks, when more than 6 lights are linked to 1 Power Supply.

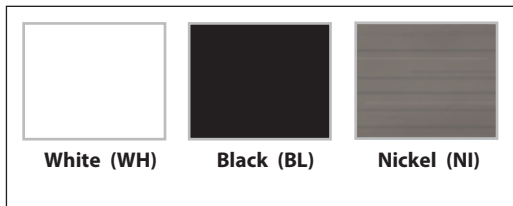
* Total power consumption with converter is 2W per light




A smaller sized spot that fits almost anywhere!




Pockit[®] POINT



Round collar spring allows the Pockit POINT to recess securely within a one inch diameter hole.

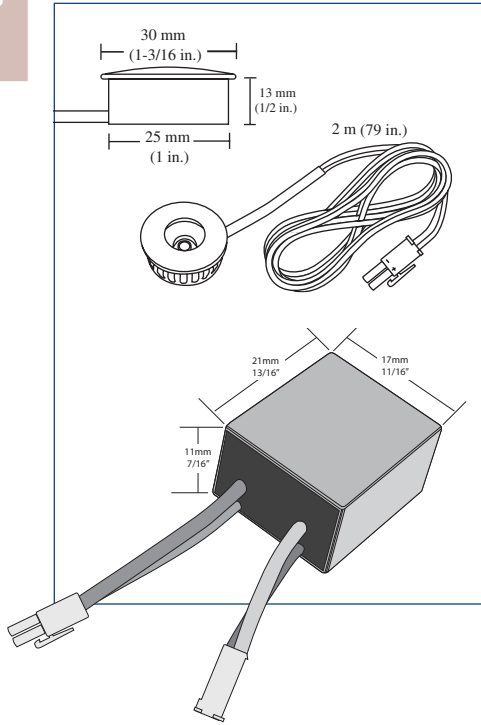


The Pockit POINT Mini Converter



Notch in body enables wire to easily route to the back of the light (90°) or to the side (180°).

Required Items



Pockit® Point LED Series

Part #	Description	Suggested List
L-LED-1EB-CBL-1	1W 12VDC Mini-Spot/Eye LED, 5000K, Black	\$59.90
L-LED-1EB-CNI-1	1W 12VDC Mini-Spot/Eye LED, 5000K, Nickel	\$59.90
L-LED-1EB-CWH-1	1W 12VDC Mini-Spot/Eye LED, 5000K, White	\$59.90
L-LED-1EB-WBL-1	1W 12VDC Mini-Spot/Eye LED, 3000K, Black	\$59.90
L-LED-1EB-WNI-1	1W 12VDC Mini-Spot/Eye LED, 3000K, Nickel	\$59.90
L-LED-1EB-WWH-1	1W 12VDC Mini-Spot/Eye LED, 3000K, White	\$59.90

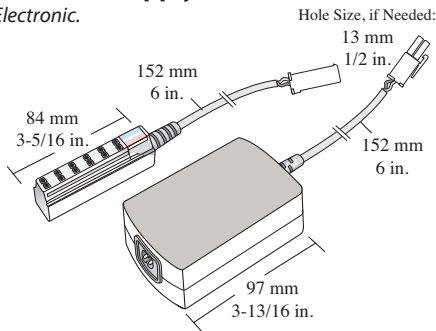
30,000 Useful Life Hours

Mini Converter, Collar Spring, Starter Cord 2 m (79 in.), and AMP® Connector are included with each Light.

* Total power consumption with converter is 2W per light

DC Power Supply - 18W

Electronic.

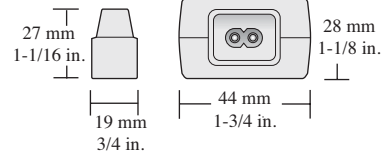
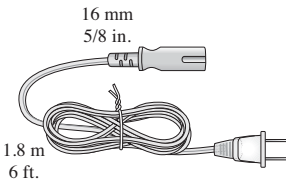


Part #	Description	Suggested List
L-DC-ELT18-CON-1	18W 12VDC Power Supply w/6 Snap Mounting Block	\$61.20

Dimmable on trailing edge (12V side).

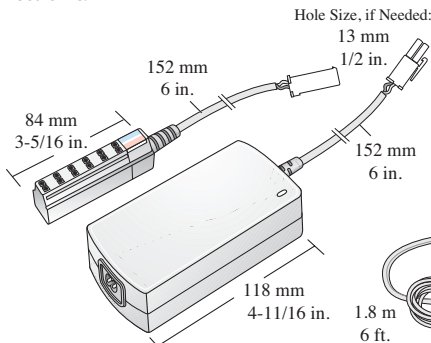
Mounting Block and Power Cord are included with each Power Supply.

Hole Size, if Needed:



DC Power Supply - 60W

Electronic.

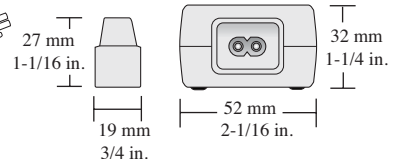
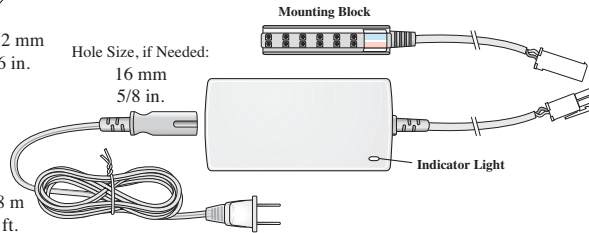


Part #	Description	Suggested List
L-DC-ELT60-CON-1	60W 12VDC Power Supply w/6 Snap Mounting Block	\$73.80

Dimmable on trailing edge (12V side).

Mounting Block and Power Cord are included with each Power Supply.

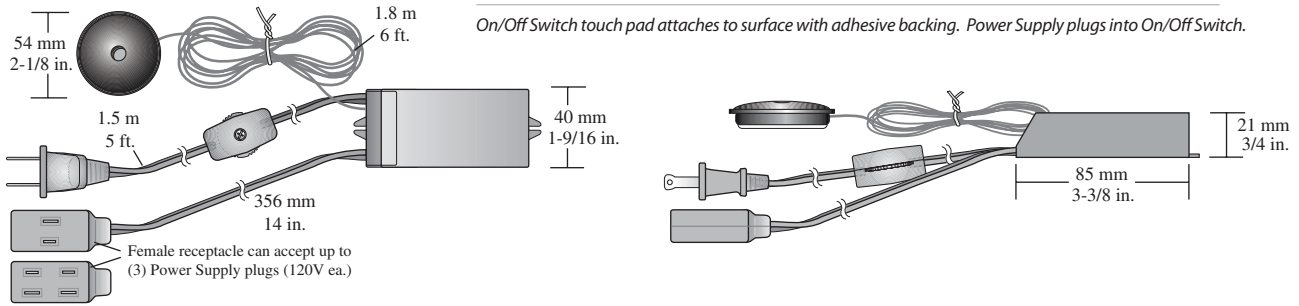
Hole Size, if Needed:



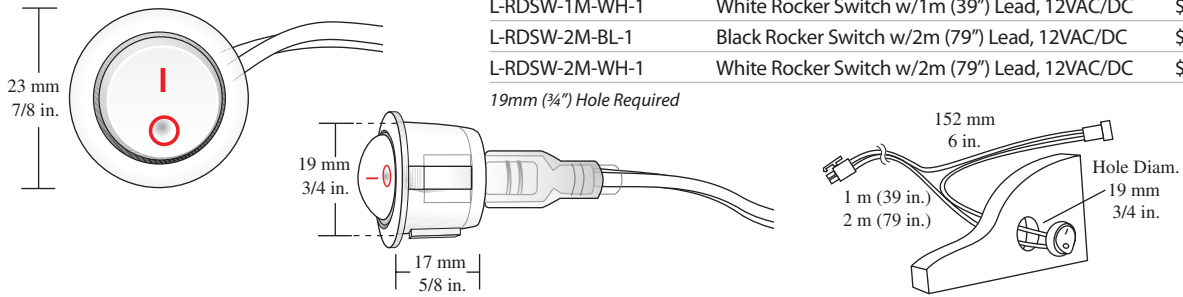
All product dimensions and specifications are subject to change without prior notice.

Optional Items

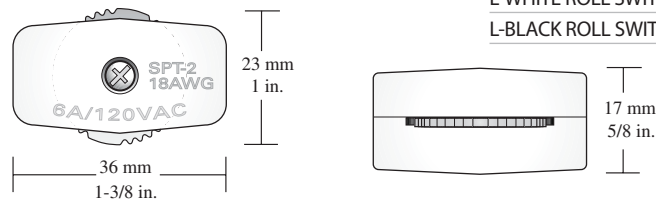
Touch On/Off Switch




Round Switch - 12V



Roll Switch - 120V



Mounting Block

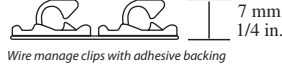
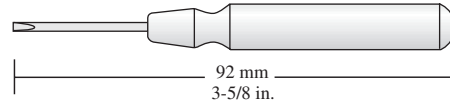
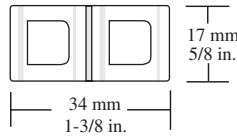
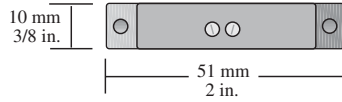


All product dimensions and specifications are subject to change without prior notice.



Optional Items

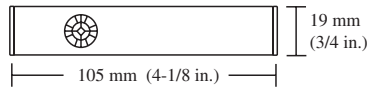
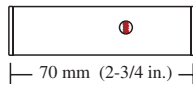
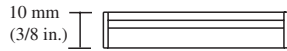
Magnet Switch Kit - 12V



Wire manage clips with adhesive backing

Part #	Description	Suggested List
L-AUSW-MAG-BR-1	Brown Automatic Magnet Door Switch, 20W Max	\$27.55
L-AUSW-MAG-WH-1	White Automatic Magnet Door Switch, 20W Max	\$27.55

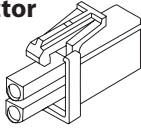
Control Modules



Part #	Description	Suggested List
L-LED-SMPMOT-1	27W SimpLED Inline Motion Sensor	\$70.75
L-LED-SMPPHOTO-1	27W SimpLED Inline Photo Sensor	\$45.40
L-LED-SMPADP-5-1	5cm 12VDC SimpLED Adaptor	\$3.65
L-LED-SMPADP-15-1	15cm 12VDC SimpLED Adaptor	\$3.95
L-LED-SMPADP-25-1	25cm 12VDC SimpLED Adaptor	\$4.45
L-LED-SMPADP-60-1	60cm 12VDC SimpLED Adaptor	\$6.15
L-LED-SMPADP-120-1	120cm 12VDC SimpLED Adaptor	\$7.85
L-LED-SMPADP-180-1	180cm 12VDC SimpLED Adaptor	\$9.35

Max Load 27W

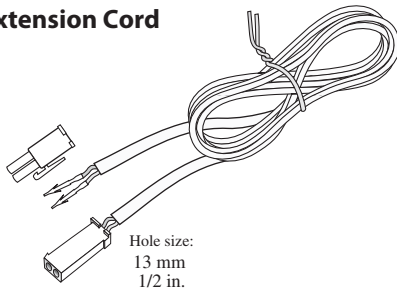
AMP® Connector



Part #	Description	Suggested List
L-MALE AMP	AMP® Connector for Light Fixture	\$10.15

AMP® Connector is included with each Light Fixture.

Extension Cord



Part #	Description	Suggested List
L-LED-LINKD-15-1	15cm (6") 12VDC Starter/Link/Extension Cord	\$4.05
L-LED-LINKD-25-1	25cm (10") 12VDC Starter/Link/Extension Cord	\$5.95
L-LED-LINKD-60-1	60cm (24") 12VDC Starter/Link/Extension Cord	\$6.65
L-LED-LINKD-120-1	120cm (48") 12VDC Starter/Link/Extension Cord	\$8.25
L-LED-LINKD-180-1	180cm (72") 12VDC Starter/Link/Extension Cord	\$10.00

13 mm (1/2 in.) Hole Required

