



Simplified

12VDC LINEAR LIGHTING



214 Lumens
per ft.
(702 per meter)



The patented SimpLED features the unique “three-in-one” system of diffuser options, giving you power to determine glare reflection and intensity. To further expand your lighting capabilities, optional touch, motion or photo/light control modules can be installed in-line or remotely mounted via link cord.


US PATENT NO: 8,545,045




▶ Linkable (back-to-back or link cord) up to 10' (3 m) continuous run



▶ 79" (2 m) Starter cord and H-Shaped back-to-back connector included



▶ Three diffuser options (included)



▶ Straight & adjustable mounting U-Clips and magnets included

Features:



- ▶ Available in 3 lengths
- ▶ Clean, flat low-profile aluminum finish
- ▶ Wide 120° beam spread
- ▶ Magnets attached to bottom of fixture for metal shelf mounting
- ▶ Optional series of in-line controllers available
- ▶ Four mounting options: screw, magnetic, straight & adjustable mounting U-Clips
- ▶ Dimmable
- ▶ Commercial grade - 3 year warranty

Typical Applications:

- ▶ Showcases
- ▶ Displays or store fixtures
- ▶ Task lighting
- ▶ Metal shelving
- ▶ Office furniture
- ▶ Under cabinet

Available Finishes:




Aluminum (AL)



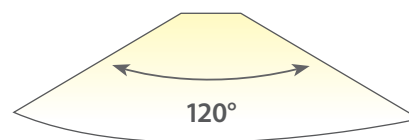
▲ Scan for more info

**Dimensions:**

Actual Size

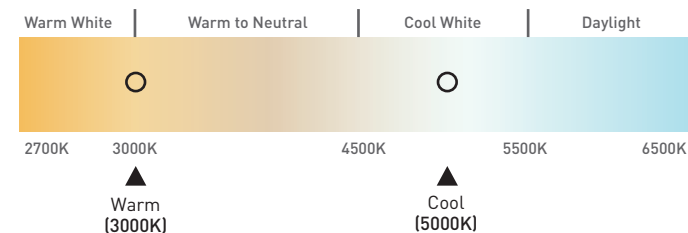
**Specifications:**

| | |
|--------------------------|-------------------------|
| Wattage | 4.5W/ft (14.8 W/m) |
| Lumens | 214 per ft. (702 per m) |
| Efficacy (lm/W) | 47.5 |
| Input Voltage | 12VDC |
| Lamp Life | 50,000 Hours |
| Max Per 60W Power Supply | 13' (3.96 m) |
| Max Continuous Run | 10' (3.04 m) |
| Mounting | Surface |
| Warranty | 3 Year |
| Certifications | |

Beam Angle**Photometric Data**

| | Height | Light Output | Beam Area |
|--|----------------|--------------------|--|
| | 1ft (.3 m) | 86.4Fc (930lx) | 2.2ft L x 2.9ft W (.67 m L x .88 m W) |
| | 3ft (.9 m) | 9.6Fc (103.3lx) | 6.6ft L x 8.8ft W (2 m L x 2.7 m W) |
| | 6ft (1.8 m) | 2.40Fc (25.8lx) | 13.1ft L x 17.6ft W (4 m L x 5.4 m W) |

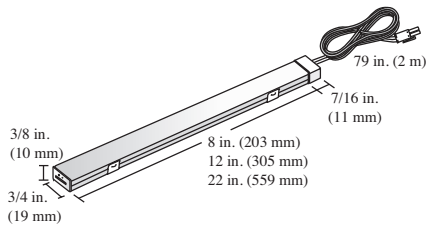
L-LED-SMP12-C Tested

Color Temperature

IES data verified by Intertek testing lab.

Required Items

SimpLED Series



| Part # | Description | Suggested List Price |
|-------------------|---|----------------------|
| L-LED-SMP8-WNI-1 | 8" (203 mm) High Output LED Strip, 3000K, Nickel | \$70.60 |
| L-LED-SMP12-WNI-1 | 12" (305 mm) High Output LED Strip, 3000K, Nickel | \$103.10 |
| L-LED-SMP22-WNI-1 | 22" (559 mm) High Output LED Strip, 3000K, Nickel | \$196.60 |
| L-LED-SMP8-CNI-1 | 8" (203 mm) High Output LED Strip, 5000K, Nickel | \$70.60 |
| L-LED-SMP12-CNI-1 | 12" (305 mm) High Output LED Strip, 5000K, Nickel | \$103.10 |
| L-LED-SMP22-CNI-1 | 22" (559 mm) High Output LED Strip, 5000K, Nickel | \$196.60 |

50,000 useful life hours

Maximum continuous run 10' (3 m) to prevent voltage drop. Maximum 13 feet (3.7 m) per 60W power supply.

79" (2 m) Starter Cord, AMP® Connector, H-Shaped Connector, and mounting U-Clips are included with each light.

Three diffusers (Clear, Frosted and Milk/Opal) are included with each light.

Power Supplies

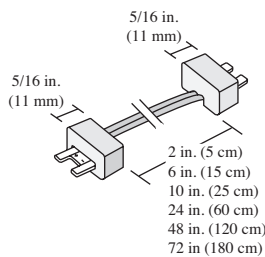


| Part # | Description | Suggested List Price |
|--------------------|---|----------------------|
| L-DC-ELT12-CON-1 | 12W 12VDC Power Supply w/6 Snap Mounting Block* | \$48.70 |
| L-DC-ELT18-CON-1 | 18W 12VDC Power Supply w/6 Snap Mounting Block* | \$61.20 |
| L-DC-ELT60-CON-1 | 60W 12VDC Power Supply w/6 Snap Mounting Block* | \$78.60 |
| L-DC-ELT6WP-CON-1 | 6W 12VDC Wall Mount Power Supply w/3 Snap Block* | \$29.00 |
| L-DC-ELT15WP-CON-1 | 15W 12VDC Wall Mount Power Supply w/6 Snap Block* | \$37.35 |
| L-DCE12D-CON-1 | 12VDC 12W Dimmable LED Power Supply | \$85.25 |
| L-DCE50D-CON-1 | 12VDC 50W Dimmable LED Power Supply | \$128.75 |

* Dimmable on trailing edge (12V side). Mounting block and power cord are included.

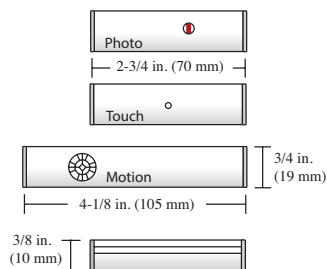
Optional Items

SimpLED Link Cord



| Part # | Description | Suggested List Price |
|--------------------|--|----------------------|
| L-LED-SMPLNK-5-1 | 2" (5 cm) 12VDC SimplLED Linking Cord | \$5.20 |
| L-LED-SMPLNK-15-1 | 6" (15 cm) 12VDC SimplLED Linking Cord | \$5.65 |
| L-LED-SMPLNK-25-1 | 10" (25 cm) 12VDC SimplLED Linking Cord | \$6.10 |
| L-LED-SMPLNK-60-1 | 24" (60 cm) 12VDC SimplLED Linking Cord | \$7.10 |
| L-LED-SMPLNK-120-1 | 48" (120 cm) 12VDC SimplLED Linking Cord | \$8.85 |
| L-LED-SMPLNK-180-1 | 72" (180 cm) 12VDC SimplLED Linking Cord | \$10.75 |

SimpLED Control Modules



| Part # | Description | Suggested List Price |
|-----------------|------------------------------------|----------------------|
| L-LED-SMPHOTO-1 | 27W Rectangle Inline Photo Sensor | \$45.40 |
| L-LED-SMPTD4-1 | 27W Rectangle Inline Touch Dimmer | \$55.10 |
| L-LED-SMPMOT-1 | 27W Rectangle Inline Motion Sensor | \$70.75 |

Controls up to 6 feet (1.8 m) of SimplLED Lights.
Max load 27W.



12V COMPONENTS: POWER SUPPLIES, CONTROLLERS & MORE SEE [PAGE 407](#)