




# Infinex<sup>12VDC</sup>




Infinex is the innovative, patent-pending LED aluminum extrusion system by Tresco Lighting. Gone are the days of set fixture sizes – simply choose your style, cut to desired length and assemble to create a customized LED fixture. Designed by our in-house engineers and made in the USA, Infinex carries a UL safety certification and is available in five profiles with an array of installation options.

**Infinex is designed for easy DIY application. We also offer prefabricated custom solutions with a minimum quantity order.**



► FlexTape slides into proprietary power feed end cap



► Clear and frosted diffusers snap on/off for easy installation and removal  
Diode blending film available for clear diffusers



► Five unique profiles to choose from

### Mounting Types

#### SCREW




#### U-CLIP



#### MAGNET



#### RECESSED



### Available Finishes:



Aluminum (AL)



▲ Scan for more info

Extrusion Styles and Features

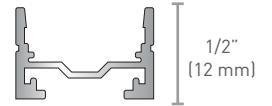


## SQUARE

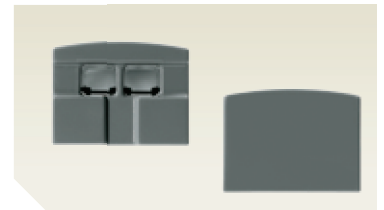


Top View



Profile



MOUNTING



End Caps  
Sold Separately

### Features

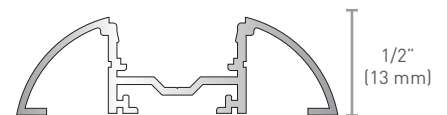
- ▶ Surface mounted using magnets, U-Clips, or screws.
- ▶ Easily slide magnets into channel on bottom of light.

## CURVE

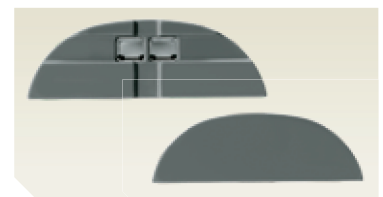

Top View



Profile



MOUNTING



End Caps  
Sold Separately

### Features

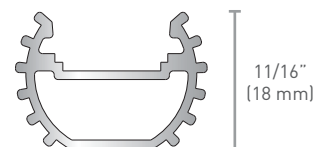
- ▶ Surface mounted using magnets, U-Clips, or screws.
- ▶ Easily slide magnets into channel on bottom of light.

## ▶▶▶ ROUND

Top View



Profile



MOUNTING



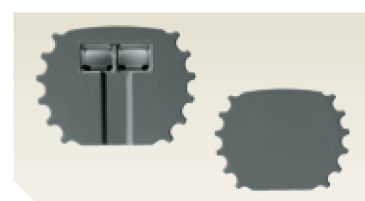
0°



15°



30°



End Caps  
Sold Separately

### Features

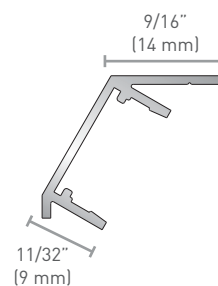
- ▶ U-Clip mounting allows fixture to be rotated in 15° increments either direction (30°, 15°, 0°, -15°, -30°)

## ▶▶▶ ANGLE

Top View




Profile



MOUNTING



30° Angle



End Caps  
Sold Separately

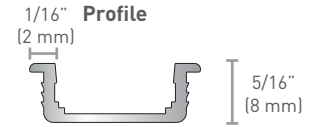
### Features

- ▶ For corner mounting with screws only
- ▶ Fixture directs light at 30° angle





## ▶▶▶ RECESSED

Top View



MOUNTING



End Caps  
Sold Separately

### Features

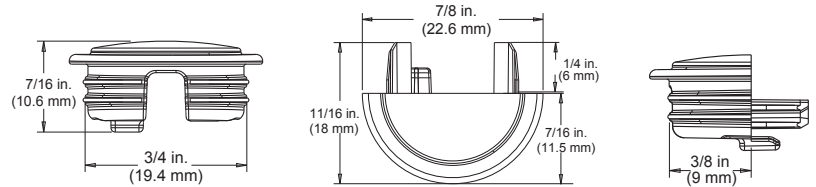
- ▶ Grooved sides allow extrusion to pressure fit into place\*
- ▶ Uses standard FlexTape Starter Lead

\*With Endcap: Route a channel in wood 21/64" [8.33 mm] depth minimum x .750" [19 mm] width and pressure fit this extrusion in place.

Without Endcap: Route a channel in wood 9/32" [7.14 mm] depth minimum x .750" [19 mm] width and pressure fit this extrusion in place.

Recessed extrusion uses standard FlexTape starter lead. (L-LED-TPEPKT-2M-1)

Recessed End Cap Dimensions:



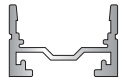
- ▶ All five extrusions shown with end caps and diffuser.

## INFINEX IN 4 STEPS

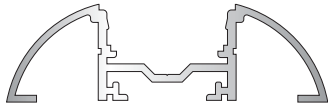
1

### CHOOSE YOUR STYLE

► Five unique profiles to choose from!



SQUARE



CURVE



ROUND



ANGLE



RECESSED

2


### CHOOSE YOUR FLEXTAPE & DIFFUSERS

► For FlexTape options see the 12VDC Flexible section.

#### CLEAR DIFFUSER



► 1.5W FlexTape




► 3W FlexTape



► 4.4W FlexTape

#### CLEAR DIFFUSER WITH OPTIONAL DIODE BLENDING AND GLARE REDUCING FILM



► 1.5W FlexTape



► 3W FlexTape



► 4.4W FlexTape

#### FROSTED DIFFUSER



► 1.5W FlexTape



► 3W FlexTape



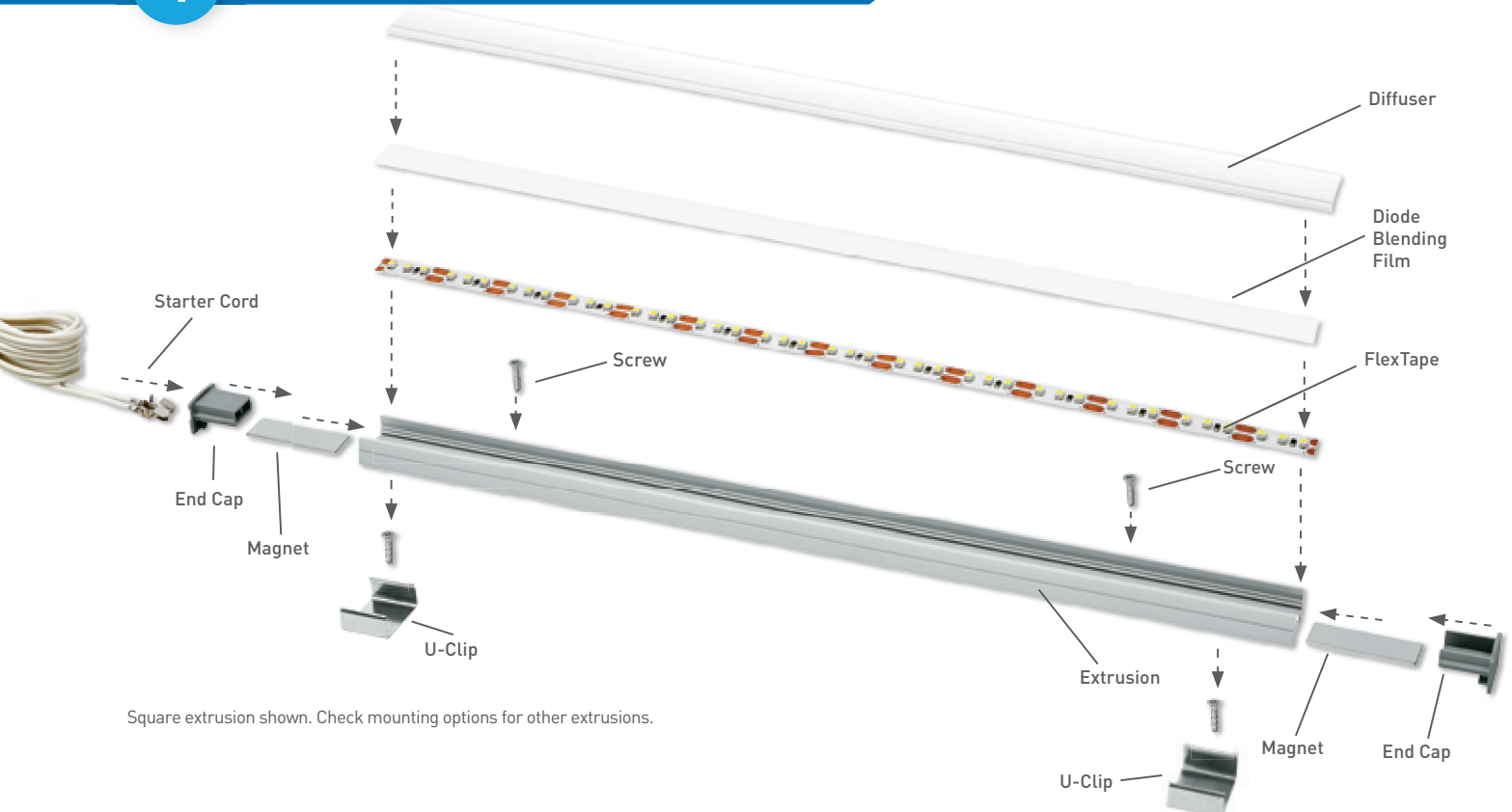
► 4.4W FlexTape

### 3 CUT TO SIZE

Aluminum extrusions can be cut on a variety of equipment. For the best performance and longest life, use a saw blade designed for non-ferrous, thin stock, on your miter saw. It is also highly recommended to cut extrusion with diffuser securely attached via clamps, tape, stretch wrap etc. to prevent unwanted cracking of diffuser.

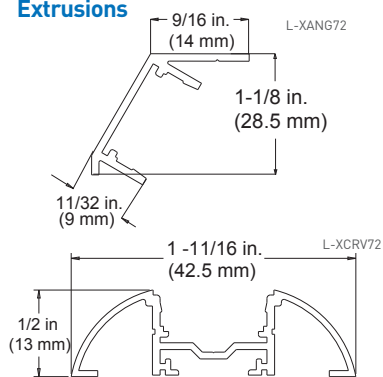


## 4 ASSEMBLE



## Required Items

### Extrusions

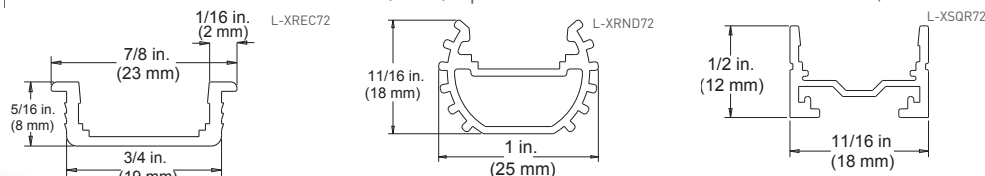


### Part #

### Description

### Suggested List Price

L-XANG72-SC-1	72" (1.8 m) Angled Extrusion Satin Clear	\$46.30
L-XCRV72-SC-1	72" (1.8 m) Curved Extrusion Satin Clear	\$68.55
L-XREC72-SC-1	72" (1.8 m) Recessed Extrusion Satin Clear	\$40.15
L-XRND72-SC-1	72" (1.8 m) Round Extrusion Satin Clear	\$55.60
L-XSQR72-SC-1	72" (1.8 m) Square Extrusion Satin Clear	\$41.30



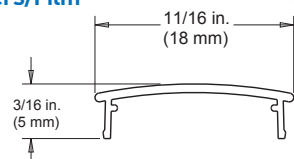
### Power Supplies



For details see Power Supplies on page 377

Infinex works with all Tresco 12VDC power supplies.

### Diffusers/Film



### Part #

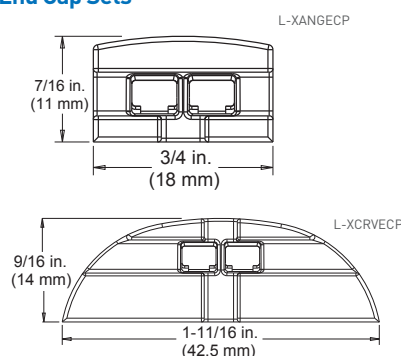
### Description

### Suggested List Price

L-X72-DIFF-CL-1	72" (1.8 m) Diffuser Clear	\$16.75
L-X72-DIFF-FR-1	72" (1.8 m) Diffuser Frosted	\$16.75
L-X72-DBF-1	72" (1.8 m) Diode Blending Film	\$9.70

Diode Blending Film to be used with clear diffuser only.

### End Cap Sets

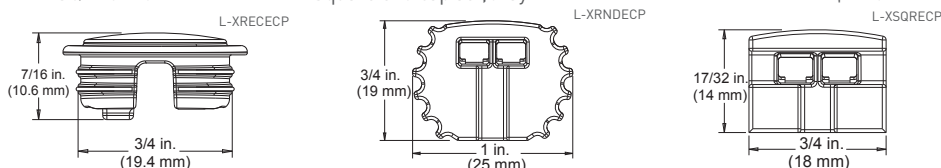


### Part #

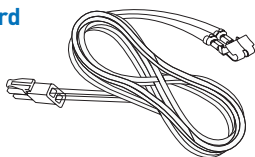
### Description

### Suggested List Price

L-XANGECP-GY-1	Angled end cap set, Gray	\$4.10
L-XCRVECP-GY-1	Curved end cap set, Gray	\$4.10
L-XRECECP-GY-1	Recessed end cap set, Gray	\$4.10
L-XRNDCECP-GY-1	Round end cap set, Gray	\$4.10
L-XSQRCECP-GY-1	Square end cap set, Gray	\$4.10



### Starter Cord



### Part #

### Description

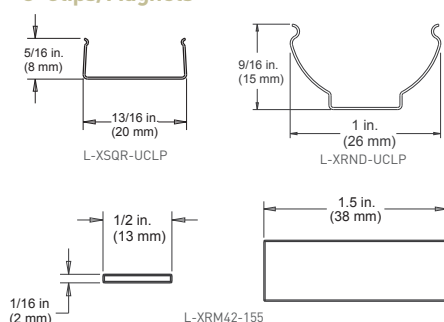
### Suggested List Price

L-XPKT-2M-WH-1	79" (2 m) Starter Cord White	\$10.30
L-XPKT-2M-BL-1	79" (2 m) Starter Cord Black	\$10.30

To be used on square, curved, round and angled extrusions only.  
Recessed extrusion uses standard FlexTape starter lead. (L-LED-TPEPKT-2M-1)

### Optional Items

### U-Clips/Magnets



### Part #

### Description

### Suggested List Price

L-XRND-UCLP-1	Round U-Clips Set (2 Clips)	\$2.95
L-XSQR-UCLP-1	Square/Curved U-Clips Set (2 Clips)	\$2.95
L-XRM42-155-1	Set of 2 Magnets	\$5.60

One U-Clip/magnet is recommended for every 1' (.3 m) of extrusion.  
No. #4 Phillips flat head screws are include with each U-Clip set.

Additional optional items  
available starting on page 377

