



# Simplified 2.0

12VDC LINEAR LIGHTING




**356** Lumens  
per ft.  
(1168 per meter)



The SimpLED 2.0 sets the bar for light output and simplicity. The patented push-in “H” connection system and inline control modules facilitate quick installations and are a testament to our goal of creating the simplest system possible. Choose straight or pivoting mounting clips, snap the fixtures into place and let over 350 lumens per foot illuminate your project.


US PATENT NO: 8,545,045




- ▶ Luniform technology provides superior light output and a uniform light spread without any “dots”



- ▶ 79” (2 m) Starter cord and H-Shaped back-to-back connector included



- ▶ Three diffuser options packaged with each light



- ▶ Straight & adjustable mounting U-Clips and magnets included

## Features:



- ▶ Integrated magnets for mounting to metal
- ▶ Clean, low-profile aluminum finish
- ▶ Available in 3 lengths (8”, 12”, 22”)
- ▶ Optional series of inline controllers available
- ▶ Dimmable
- ▶ Commercial grade - 3 year warranty

## Available Finishes:



Aluminum (AL)

## Typical Applications:

- ▶ Showcases
- ▶ Displays or store fixtures
- ▶ Task lighting
- ▶ Metal shelving
- ▶ Office furniture
- ▶ Under cabinet




▲ Scan for more info





**Dimensions:**

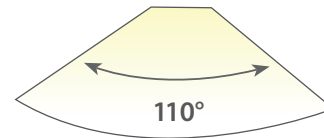
Actual Size






**Specifications:**

Wattage	5W per ft. (16.4W/m)
Lumens	356 per ft. (1168 per m)
Efficacy (lm/W)	71
Input Voltage	12VDC
Lamp Life	50,000 Hours
Max Per 60W Power Supply	12' (3.7 m)
Max Continuous Run	10' (3 m)
Mounting	Surface
Warranty	3 Year
Certifications	 

**Beam Angle**

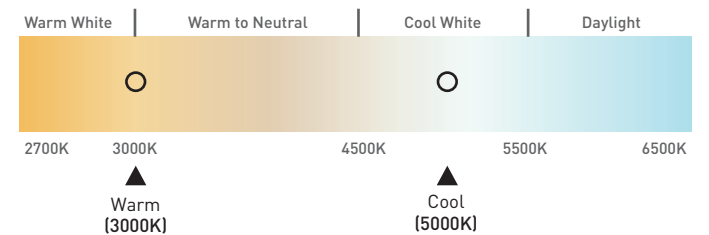


**Photometric Data**

	Height	Light Output	Beam Area
	1ft (.3 m)	244.70Fc (2634lx)	2.7ft L x 2.8ft W (.82 m L x .85 m W)
	3ft (.9 m)	27.19Fc (292.7lx)	8.2ft L x 8.3ft W (2.5 m L x 2.5 m W)
	6ft (1.8 m)	6.80Fc (73.2lx)	16.4ft L x 16.5ft W (5 m L x 5 m W)

L-SMPH022-C Tested

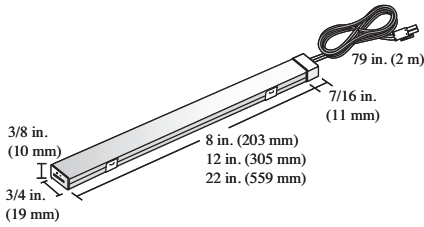
**Color Temperature**



IES data verified by Intertek testing lab.

Required Items

SimpLED 2.0 Series



Part #	Description	Suggested List Price
L-SMPH08-WNI-1	8" (203 mm) 12V SimplLED 2.0, 3000K Nickel	\$77.80
L-SMPH012-WNI-1	12" (305 mm) 12V SimplLED 2.0, 3000K Nickel	\$104.55
L-SMPH022-WNI-1	22" (559 mm) 12V SimplLED 2.0, 3000K Nickel	\$199.40
L-SMPH08-CNI-1	8" (203 mm) 12V SimplLED 2.0, 5000K Nickel	\$77.80
L-SMPH012-CNI-1	12" (305 mm) 12V SimplLED 2.0, 5000K Nickel	\$104.55
L-SMPH022-CNI-1	22" (559 mm) 12V SimplLED 2.0, 5000K Nickel	\$199.40

50,000 useful life hours.  
 Maximum continuous run 10 feet (3 m) to prevent voltage drop. Maximum 12 feet (3.6 m) per power supply.  
 79" (2 m) Starter Cord, AMP® Connector, H-Shaped Connector, and Mounting U-Clips are included with each light.  
 Three diffusers (Clear, Frosted and Milk/Opal) are included with each light.

Power Supplies

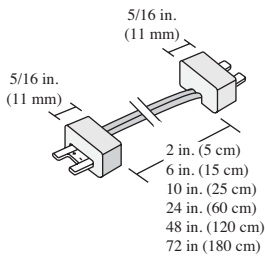


Part #	Description	Suggested List Price
L-DC-ELT12-CON-1	12W 12VDC Power Supply w/6 Snap Mounting Block*	\$48.70
L-DC-ELT18-CON-1	18W 12VDC Power Supply w/6 Snap Mounting Block*	\$61.20
L-DC-ELT60-CON-1	60W 12VDC Power Supply w/6 Snap Mounting Block*	\$78.60
L-DC-ELT6WP-CON-1	6W 12VDC Wall Mount Power Supply w/3 Snap Block*	\$29.00
L-DC-ELT15WP-CON-1	15W 12VDC Wall Mount Power Supply w/6 Snap Block*	\$37.35
L-DC-MGT60-CON-1	60W 12VDC Wall Dimmable Hardwire Power Supply †	\$239.70

\* Dimmable on trailing edge (12V side). Mounting block and power cord are included.  
 † No minimum load when controlled by dimmer, mounting block sold separately.

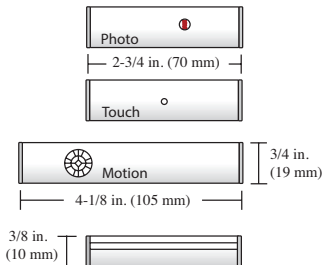
Optional Items

SimpLED Link Cord



Part #	Description	Suggested List Price
L-LED-SMPLNK-5-1	2" (5 cm) 12VDC SimplLED Linking Cord	\$5.20
L-LED-SMPLNK-15-1	6" (15 cm) 12VDC SimplLED Linking Cord	\$5.65
L-LED-SMPLNK-25-1	10" (25 cm) 12VDC SimplLED Linking Cord	\$6.10
L-LED-SMPLNK-60-1	24" (60 cm) 12VDC SimplLED Linking Cord	\$7.10
L-LED-SMPLNK-120-1	48" (120 cm) 12VDC SimplLED Linking Cord	\$8.85
L-LED-SMPLNK-180-1	72" (180 cm) 12VDC SimplLED Linking Cord	\$10.75

SimpLED Control Modules



Part #	Description	Suggested List Price
L-LED-SMPPHOTO-1	27W Rectangle Inline Photo Sensor	\$45.40
L-LED-SMPTD4-1	27W Rectangle Inline Touch Dimmer	\$55.10
L-LED-SMPMOT-1	27W Rectangle Inline Motion Sensor	\$70.75

Controls up to 5.5' (1.6 m) of SimplLED 2.0 lights.  
 Max load 27W.

Additional optional items available starting on page 377

